






WEATHER GRAPHS

Back by popular demand ☺

Name _____ Date (s) _____

My Weather Graph

Cloudy 	Partly Cloudy 	Rainy 	Snowy 	Sunny 

You can create a graph like the one shown! (I probably wouldn't use "partly cloudy" and either stick with the black and white it's either cloudy or sunny)

1. Have your child graph each day what the weather is like and at the end of the week you will go over our results.

So this will start Wednesday, April 22nd and end on Wednesday, April 29th.

2. If you are just LOVING graphing and finding data, you can create a separate graph that looks like this one and ask family members and friends what their FAVORITE type of weather is and then talk about your data. ☺